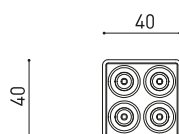


Black Foster Micro Surface

ARKOSLIGHT



Dimensions



Accessories



DRIVER OPTIONS

Awards



reddot winner 2023
lighting design

PRODUCT

Name	BLACK FOSTER MICRO SURFACE 2X2 3500K NT
Reference	A4593003NT
Colour	Textured black
RAL	9005
Category	SURFACE

LIGHT SOURCE

Type	LED
Gross luminous flux	660 lm
Colour temperature	3500 K
Chromatic stability	MacAdam Step 3
Colour Rendering Index	CRI>90
Power	5,6 W
Current	500 mA
Efficacy	118 lm/W
LED lifespan	L90B10 >60.000h
Energy efficiency class	F

LIGHTING FIXTURE | PHOTOMETRIC DATA

Lighting efficiency	87%
Light beam angle	37°

LIGHTING FIXTURE | ELECTRICAL DATA

Driver	Excluded: Must be placed on remote
Dimming	No Dim / DALI
Electrical insulation class	II

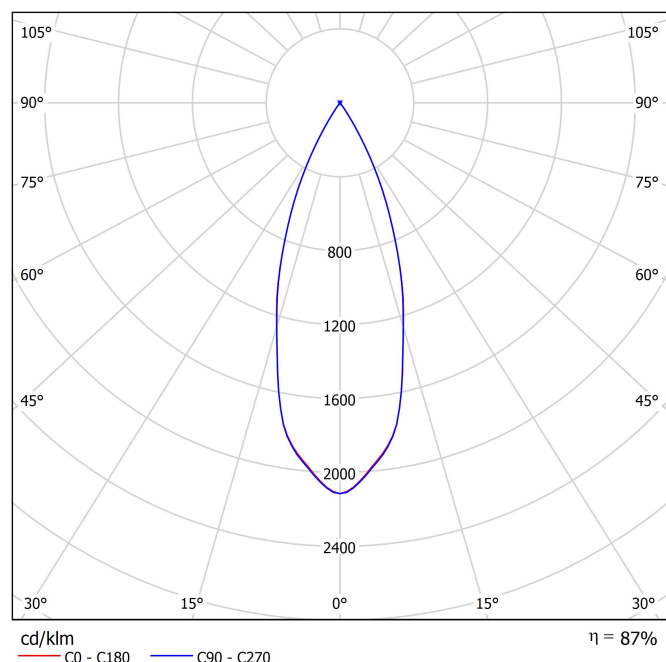
OTHER DATA

Sealing	IP20
Wireless control	Please Consult
Weight	60 g
Packaged weight	100 g
Packaging dimensions	122x85x31 mm
Units per package	1
Materials	Aluminium / Acrylonitrile Butadiene Styrene / Polycarbonate

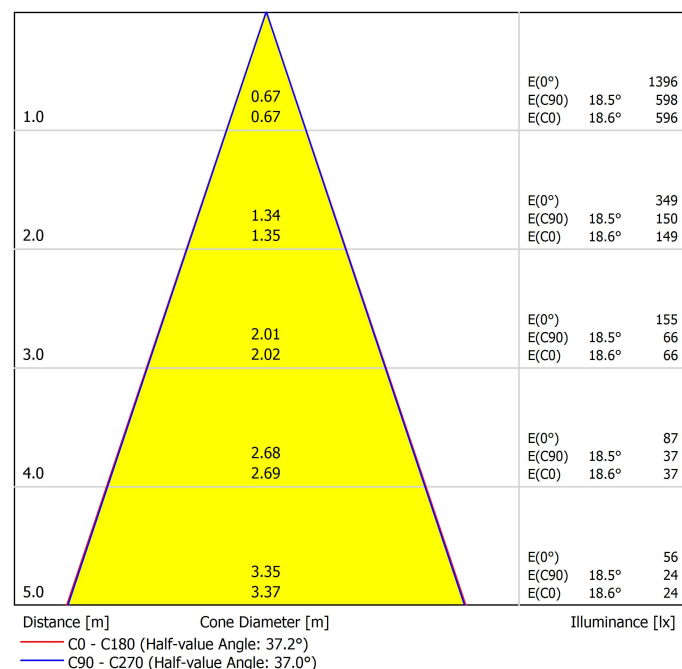


Black Foster Micro Surface has a very discrete presence in the interior design due to its reduced dimensions and its extremely low glare helping the piece not to gain much prominence. The downlight retains high levels of shielding, taking lighting comfort to another level as regards miniaturisation.

Polar diagram

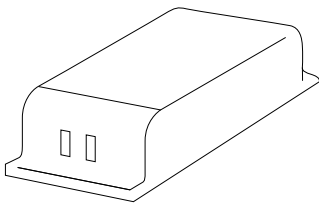




Conical diagram



UGR

Glare Evaluation According to UGR												
ρ Ceiling	70	70	50	50	30	70	70	50	50	30	70	70
ρ Walls	50	30	50	30	30	50	30	50	30	30	50	30
ρ Floor	20	20	20	20	20	20	20	20	20	20	20	20
Room Size X Y	Viewing direction at right angles to lamp axis					Viewing direction parallel to lamp axis						
2H	2H	-4.1	-3.5	-3.8	-3.3	-3.1	-4.8	-4.1	-4.5	-3.9	-3.7	
	3H	-1.0	-0.4	-0.7	-0.2	0.1	-0.9	-0.3	-0.6	-0.1	0.1	
	4H	0.7	1.2	1.0	1.5	1.7	1.1	1.6	1.4	1.9	2.1	
	6H	3.0	3.5	3.3	3.7	4.0	3.2	3.7	3.6	4.0	4.3	
	8H	4.2	4.7	4.5	4.9	5.2	4.3	4.7	4.6	5.0	5.3	
12H	5.3	5.8	5.6	6.1	6.4	5.4	5.8	5.7	6.1	6.4		
4H	2H	-3.2	-2.7	-2.9	-2.4	-2.2	-3.7	-3.2	-3.4	-2.9	-2.7	
	3H	0.2	0.7	0.6	1.0	1.3	0.3	0.7	0.6	1.0	1.3	
	4H	2.1	2.5	2.5	2.8	3.1	2.5	2.9	2.8	3.2	3.5	
	6H	4.6	4.9	5.0	5.3	5.6	4.8	5.2	5.2	5.5	5.9	
	8H	5.9	6.2	6.3	6.6	7.0	5.9	6.2	6.3	6.6	7.0	
12H	7.1	7.4	7.6	7.8	8.2	7.2	7.4	7.6	7.8	8.2		
8H	4H	3.0	3.2	3.4	3.6	4.0	3.2	3.5	3.7	3.9	4.3	
	6H	5.6	5.8	6.1	6.3	6.7	5.9	6.1	6.3	6.5	6.9	
	8H	7.1	7.3	7.6	7.7	8.2	7.1	7.3	7.6	7.7	8.2	
	12H	8.5	8.7	9.0	9.1	9.6	8.5	8.7	9.0	9.1	9.6	
12H	4H	3.2	3.5	3.6	3.9	4.3	3.5	3.7	3.9	4.1	4.5	
	6H	6.0	6.1	6.4	6.6	7.0	6.2	6.3	6.6	6.8	7.2	
	8H	7.5	7.7	8.0	8.1	8.6	7.5	7.7	8.0	8.1	8.6	
Variation of the observer position for the luminaire distances S												
S = 1.0H S = 1.5H S = 2.0H	+6.0 / -4.4 +8.8 / -4.8 +10.8 / -5.4					+6.0 / -4.3 +8.7 / -4.7 +10.8 / -5.0						
Standard table	BK01					BK01						
Correction Summand	-4.5					-4.6						
Corrected Glare Indices referring to 660lm Total Luminous Flux												



DRIVER OPTIONS		Black Foster Micro Surface 5	Black Foster Micro Surface 2x2	Black Foster Micro Surface 3x3
 NO DIM	0434-00-42	1 to 2	1 to 3	
	0434-01-53			1
 DIM DALI	0434-00-44	1 to 3	1 to 3	
	0434-01-54			1
220 240 V~		Driver must be placed on remote DIM Phase Cut & other DIM options please consult		



Fuente de luz (LED) reemplazable por un profesional autorizado

Replaceable (LED only) light source by an authorized professional.

Source lumineuse (LED) remplaçable par un professionnel agréé

Sorgente luminosa (LED) sostituibile da parte di un professionista autorizzato

Austauschbare (LED) Lichtquelle durch einen autorisierten Fachmann



Equipo de control reemplazable por un profesional autorizado

Replaceable control gear by an authorized professional

Dispositif de commande remplaçable par un professionnel agréé

Alimentatore sostituibile da parte di un professionista autorizzato

Auswechselbares Betriebsgerät durch autorisierten Fachmann

Instrucciones para el final de vida y la eliminación de los componentes:

Instructions on end-of-life and component disposal:

Instructions pour la gestion des composants en fin de vie et leur mise au rebut :

Istruzioni per il fine vita e lo smaltimento dei componenti:

Anweisungen zur entsorgung der Leuchtenkomponenten:



Interrumpir la alimentación del aparato
Cut the power supply to the luminaire
Couper l'alimentation du luminaire
Interrompere l'alimentazione dell'apparecchio
Stromversorgung der Leuchte unterbrechen



Quitar la(s) fuente(s) de luz para el desecho
Remove light source(s) for disposal
Retirer la (les) source(s) lumineuse(s) pour l'élimination
Rimuovere la/le sorgente/e di luce per lo smaltimento
Lichtquelle(n) zur Entsorgung entfernen



Quitar la batería para el desecho
Remove the battery for decommissioning
Retirer la batterie pour sa mise au rebut
Rimuovere la batteria per la dismissione
Die Batterie ordnungsgemäß entsorgen



Quitar el equipo de control para el desecho
Remove control gear for disposal
Retirer le dispositif de commande pour l'élimination
Rimuovere l'alimentatore per lo smaltimento
Betriebsgerät zur Entsorgung ausbauen

Enviar los materiales a un centro de recogida RAEE
Send the materials to a WEEE collection centre
Envoyer les matériaux dans une déchetterie DEEE
Inviare i materiali ad un centro di raccolta RAEE
Die Materialien in einem WEEE-Zentrum entsorgen

